
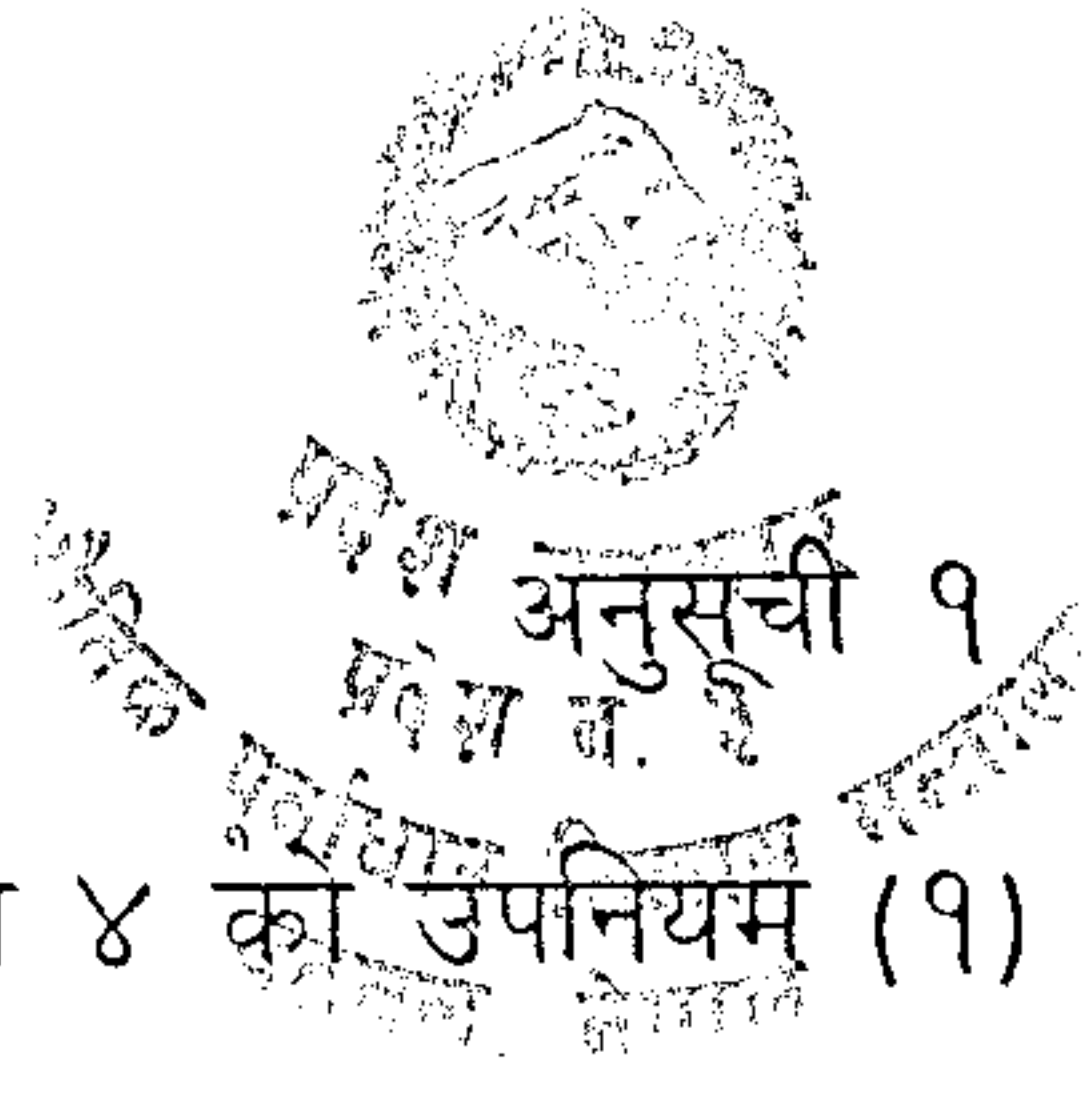




प्रदेश भवन ऐन, २०७५ को दफा १८ ले दिएको अधिकार प्रयोग गरी प्रदेश सरकारले देहायका नियमहरू बनाएको छ ।

१. संक्षिप्त नाम र प्रारम्भ : (१) यी नियमहरूको नाम "प्रदेश भवन नियमावली, २०७६" रहेको छ ।  
(२) यो नियमावली तुरुन्त प्रारम्भ हुनेछ ।
२. परिभाषा : विषय वा प्रसङ्गले अर्को अर्थ नलागेमा यस नियमावलीमा,  
(क) "ऐन" भन्नाले प्रदेश भवन ऐन, २०७५ सम्झनु पर्छ ।
३. भवन निर्माण गर्नु अघि स्वीकृति लिनु पर्ने : (१) ऐनको दफा १० को उपदफा (१) मा उल्लिखित 'क', 'ख' वा 'ग' वर्गको भवन निर्माण गर्न चाहने व्यक्ति, संस्था वा सरकारी निकायले नक्सा स्वीकृतिको लागि गाँउपालिका वा नगरपालिका समक्ष अनुसूची-१ वमोजिमको ढाँचामा दरखास्त दिँदा डिजाइन समेत पेश गर्नु पर्नेछ ।
४. भवन संहिताको प्रतिलिपि दस्तुर : भवन संहिताको प्रतिलिपि प्राप्त गर्न चाहने व्यक्तिले अनुसूची-२ वमोजिमको दस्तुर बुझाई शहरी विकास तथा भवन कार्यालयहरूबाट प्राप्त गर्न सक्नेछ ।
५. अनुसूचिमा हेरफेर तथा थपघट गर्न सक्ने : प्रदेश सरकारले प्रदेश राजपत्रमा सूचना प्रकाशन गरी अनुसूचीमा आवश्यक हेरफेर तथा थपघट गर्न सक्नेछ ।

  
सचिव



(नियम ४ को उपनियम (१) सँग सम्बन्धित)

दरखास्त फाराम

श्री ..... कार्यालय

..... ।

निम्न जग्गामा ..... वर्गका भवन निर्माण गर्न तपसिल बमोजिमको नक्सा तथा कागजात संलग्न गरी स्वीकृत/अग्रिम डिजाइन सहमतिको लागि अनुरोध छ ।

भवन निर्माण स्थल :-

..... जिल्ला ..... उप.मा.न.पा./न.पा./गा.पा/गा.वि.स./ वडा नं.

..... नक्सा नं. .... कित्ता नं. ....

निवेदकको नाम :-

ठेगाना :-

फोन नं. :-

निवेदकको दस्तखत :-

मिति :-

प्रदेश भवन ऐन, २०७५ को दफा ८ बमोजिम डिजाईन प्रयोजनको निम्ति प्रयोग गरिएको भवनको किसिम कुन हो सोमा रेजा ( ) चिन्ह लगाउनु होस् ।

(क) "क" वर्ग

(ख) "ख" वर्ग

(ग) "ग" वर्ग


संलग्न कागजातहरु :-

१) आर्किटेक्चरल नक्सा थान :-

S.No.	Drawings	No. of Sheets
1.	All floor plans including roof/terrace plan	
2.	Elevations (all four sides)	

२

सचिव



3.	Two sections longitudinal sections and cross section (one of the section should be through staircase)	
4.	Site plan	
5.	Elevation of Doors and windows showing its openings and sizes	
6.	Staircase Details	
7.	Ramp Detail	
8.	Others (if any)	

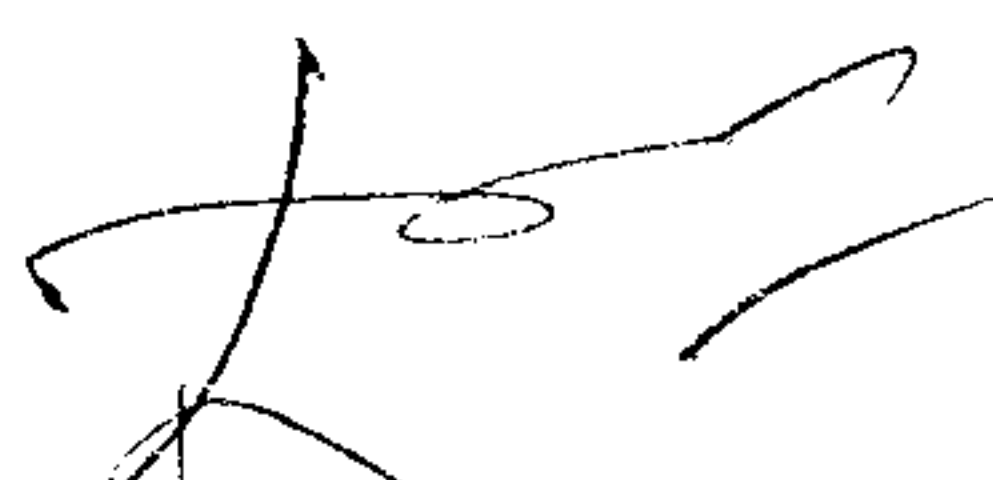
२. स्ट्रक्चरल नक्सा थान (Structural Drawings) :-

a. For Frame Structures

S.No.	Drawings	No. of Sheets
1.	Column Reinforcement for critical column (indicate position of the column in structure)	
2.	Critical beam reinforcement (indicate position)	
3.	Slab reinforcement	
4.	Staircase reinforcement	
5.	Trench plan and toe wall detail	
6.	Critical foundation detail (indicate position)	
7.	Ductile detailing of beam and column joint	
8.	Others (if any)	

b. For Load Bearing Structures

S.No.	Drawings	No. of Sheets
1.	Architectural plan of each floor showing vertical steel reinforcement at critical sections	
2.	Trench plan and foundation details	
3.	Slab reinforcement	

३  
  
सचिव

4.	Wall cross section	
5.	Others (if any)	


३. स्यानिटरी नक्सा थान :- "क" वर्ग र "ख" वर्गको लागि मात्र

S.No.	Drawings	No. of Sheets
1.	Toilet detail plan (each floor)	
2.	Roof plan	
3.	Site plan	
4.	Plans of Underground water tank, Septic tank, Soakpit and Manhole	
5.	Isometric drawing (flow diagram chart)	
6.	Section (toilet with duct detail)	
7.	Drainage detail	
8.	Fire fighting system	
9.	Others (if any)	

४. ईलेक्ट्रीकल नक्सा थान :- "क" वर्ग र "ख" वर्गको लागि मात्र

S.No.	Drawings	No. of Sheets
1.	Layout	
2.	Wiring	
3.	Schematic	
4.	Others (if any)	

५. कित्ता नापी नक्सा :-

  
सचिव



६. ऐनको दफा ९ र १० को उपदफा (२) को प्रयोजनका लागि भवन निर्माणमा संलग्न प्राविधिक/परामर्शदाताको करारनामा :-

७. प्राविधिक विवरण फारमहरु :-

क) आर्किटेक्चरल डिजाइन सम्बन्धी :-


ख) स्ट्रक्चरल डिजाइन सम्बन्धी :-


ग) स्यानिटरी डिजाइन सम्बन्धी "क" वर्ग र "ख" वर्गको लागि मात्र :-

घ) ईलेक्ट्रीकल डिजाइन सम्बन्धी "क" वर्ग र "ख" वर्गको लागि मात्र :-

नोट :-

- १) स्केलको हकमा सबै नक्साहरु १:१०० वा १"=८' हुनु पर्ने र डिटेल्हरु १:५० वा १"=४' भन्दा कमको हुन नहुने । साईट प्लानको हकमा 500 sq.m./5380 sq.ft. सम्म १:१०० वा १"=८'०" र 500 sq.m./5380 sq.ft. देखि माथि १:२०० वा १"=१६'०" हुनु पर्नेछ ।
- २) डिजाइन सहमति प्रदान गर्ने क्रममा निर्माण स्थल निरीक्षण गर्नुपर्ने भएमा निर्माण स्थल निरीक्षण गराउनु पर्नेछ ।
- ३) "क" वर्ग र "ख" वर्गको हकमा Technical Detail Form No. 1 को Form A,B,C तथा D भर्नु पर्नेछ ।
- ४) "ग" वर्गको हकमा Technical Detail Form No. 1 को Form A र Technical Detail Form no. 2 को Structural Design Requirements भर्नु पर्नेछ ।
- ५) अनुसूची १ कार्यान्वयनको सम्बन्धमा कुनै दुविधा उत्पन्न भएमा समितिको निर्णय अनुसार हुनेछ ।

  
सचिव

  
प्रदेश सरकार  
प्रदेश नं. ३  
शुक्राचार विकास समिति  
काठमाडौं, नेपाल


**Technical Detail Form No. 1**


“क” वर्ग र “ख” वर्गको भवनको लागि

(A) NBC Code 206:2003 – Architectural Design Requirements.  
(To be filled by concerned Architect or Consultant)

Type of Building .....

Building Elements	As per Submitted Design	Remarks
<b>1.0 Staircase</b>		
1.1. Min. tread width of staircase	..... Mm excluding nosing	
1.2. Riser height of staircase	..... mm	
1.3. Clear width of staircase		
a) Hospital	..... mm	
b) Auditorium		
- Below 500 capacity		
- Above 500 capacity		
c) Others	..... mm	
1.4. Height of handrail	..... mm	
1.5. Max. no of riser in one Single flight	.....Nos.	
1.6. Max. head room under staircase from the nosing of the tread	.....mm	
<b>2.0. Exit</b>		
2.1. Max. travel distance to exit point in each floor	.....mm	
2.2. Min. width of exit door including frame	.....mm	
2.3. Min. height of exit door including frame	.....mm	
3.1. Min. opening area of window for lighting largest habitable room from external wall	..... sq.m.	


  
**सचिव**



2.4. Shutter opening of exit door to staircase & public passage	Inside/Outside	
2.5. Total width of exit door	.....mm	

Types of Buildings.....

<b>3.0. Light and Ventilation</b>		
3.2. Min. opening area of natural ventilator for largest habitable room from external wall	..... sq.m	
3.3. Min. size of ventilator for water closets and bathroom	..... sq.m	
<b>4.0 Lifts</b>		
4.1. Total height of building	.....mm	
4.2. Provision of lift	<input type="checkbox"/> Yes <input type="checkbox"/> No	
4.3. No. of lift per bank	.....Nos.	
<b>5.0. Requirement for the physically disabled</b>		
5.1. Is there a provision of separate entrance for disable people next to the primary entrance of a building	Yes/No	
5.2. Max. gradient for wheel chair ramp at entrance of building	.....%	
5.3. Min. width of wheel chair ramp at entrance of building	.....mm	
<b>6.0 Parapet heights</b>		
6.1. The height of parapet wall & balcony handrail	.....mm	


  
सचिव



**Technical Detail Form No. 1**  
**(B) NBC 208:2003 – Sanitary and Plumbing Design Requirements**  
 (To be filled by concerned Engineer or Consultant )


Description	Design Capacity	Water Consumption per capita per day as per submitted design	Water storage Capacity	Remark
<b>Underground Water Tank</b>				
<b>1.Type of building</b>				
1.2) Auditorium	..... No. of people	.....Litres	.....Litres	
A.1.2) Hospital including laundry per bed				
a) Number of beds < 100 bed	.....Beds	.....Litres		
b) Number of beds > 100 beds	..... Beds	..... Litres		
1.3) Office building	.....No of Staffs.	.....Litres		
<b>2. Overhead water tank for Lavatory</b>				
a) Auditorium/Office Building	..... (nos of w.c.)	.....Litres		
b) Hospital	.... (nos. of urinal.)	.....Litres		
	..... (nos of w.c.)	.....Litres		

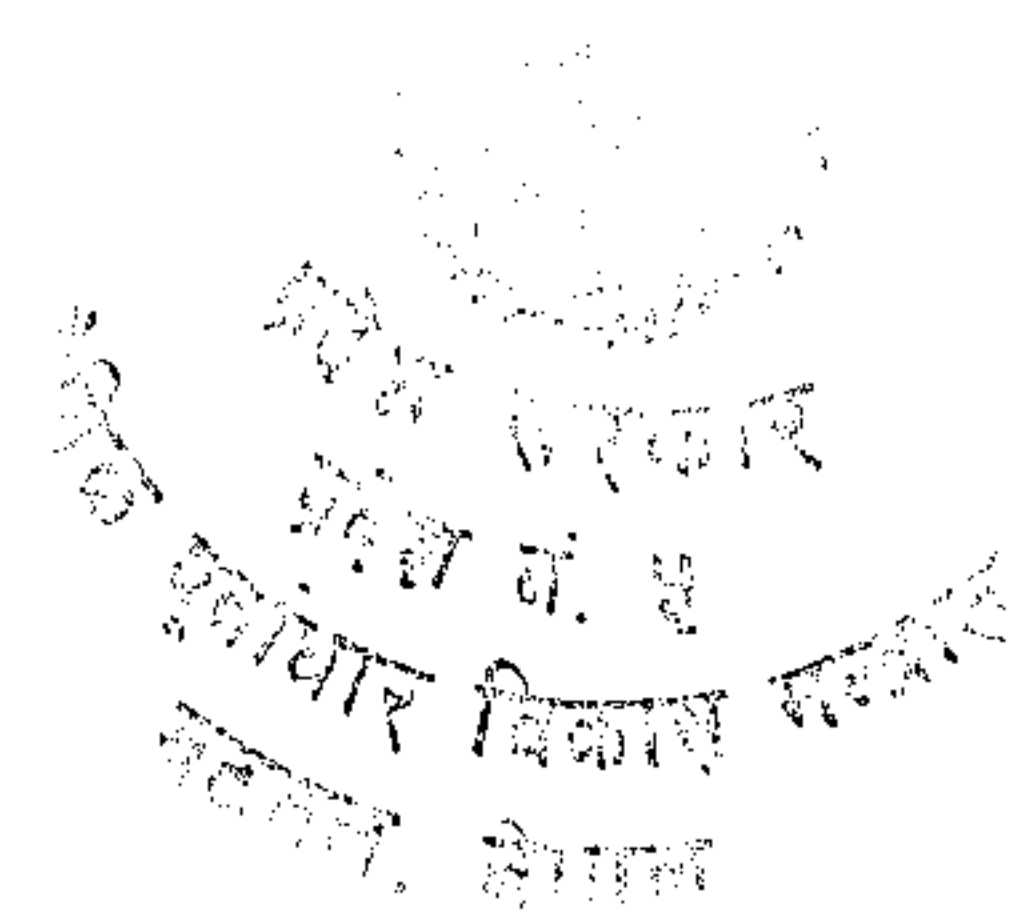
Description	Design Capacity	Fixtures provided as per submitted design	Total	Remarks
<b>2.1 Fire Hydrant System. Hospital/ Auditorium (Indoor)</b>				
2.2) No of floors	.... Nos. of floor	.... Nos. of wet risers		
2.3) Floor area	M <sup>2</sup>	..... Nos. of wet risers		


  
 सचिव



2.4) Capacity of wet riser for underground water tank	-	..... Litres		
<b>2.2 Type of buildings</b>				
2.2) Office building				
<b>Gents Toilet : Nos of users --.....</b>				
a) Water closet	-	..... Nos.		
b) Urinal	-	..... Nos.		
c) Basin	-	..... Nos.		
<b>Ladies Toilet :- Nos of users--.....</b>				
a) Water closet	-	..... Nos.		
<b>Auditorium</b>				
<b>Public toilet (Gents Toilet) : Nos of users--...</b>				
a) Water closet	-	..... Nos.		
b) Urinal	-	..... Nos.		
c) Basin	-	..... Nos.		
<b>Ladies Toilet :- Nos of users--....</b>				
a) Water closet	-	..... Nos.		
<b>Staff Toilet ( Ladies/Gents Toilet) :- Nos. of users --..</b>				
a) Water closet	-	..... Nos.		
<b>Hospital indoor patient ward (For Ladies and Gents Toilet):-- Nos. of users--....</b>				
a) Water closet	-	..... Nos.		
b) Wash basin	-	..... Nos.		
c) Bath (Shower)	-	..... Nos.		
d) Cleaner sink (Kitchen Sink)	-	..... Nos.		


  
साधिव

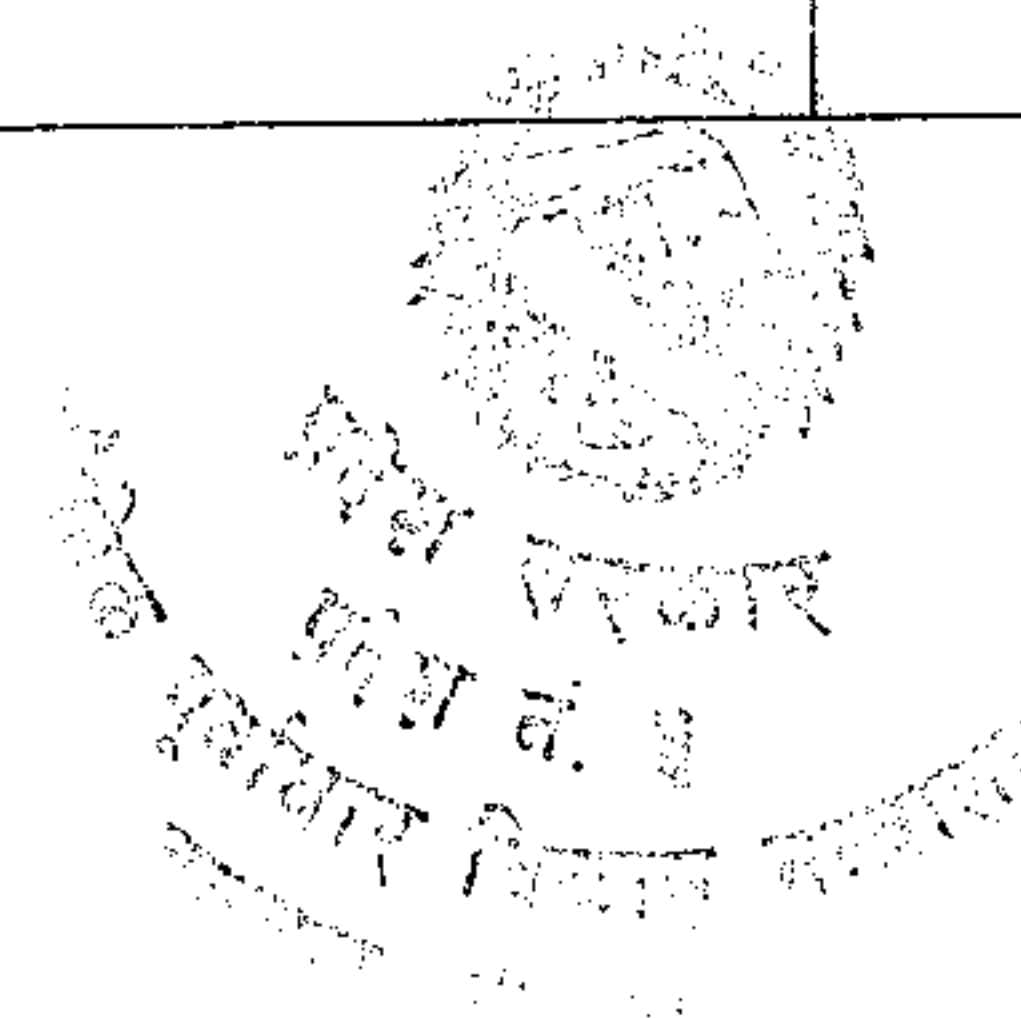


**Technical Detail Form No. 1**

**(C) NBC 207:2003—Electrical Design Requirements**  
(To be filled by concerned Engineer or Consultant)

S.No.	Electrical Elements	As per Submitted Design
<b>1. Rating and sizes</b>		
1.1	Minimum size (sq.mm.) of copper cable for light circuit	
1.2	Minimum size (sq.mm.) of copper cable for power circuit	
1.3	Wattage of ordinary power socket (2 pin) estimated as	
1.4	Wattage of power socket outlet (3 pin) estimated as	
1.5	Wall thickness of cast iron switch or regulator boxes	
1.6	Wall thickness of mild steel sheet switch or regulator boxes for upto 20cm x30cm	
1.7	Wall thickness of mild steel sheet switch or regulator boxes for above 20cm x30cm	
1.8	Depth of the switch or regulator boxes	
<b>2. Maximum number of cables in a conduit</b>		
2.1	No. of 2.5 sq.mm. cross-sectional area cable in 20mm. dia conduit	
2.2	No. of 4 sq.mm. cross-sectional area cable in 20mm. dia conduit	
2.3	No. of 6 sq.mm. cross-sectional area cable in 20mm. dia conduit	
2.4	No. of 2.5 sq.mm. cross-sectional area cable in 25mm. dia conduit	
2.5	No. of 4 sq.mm. cross-sectional area cable in 25mm. dia conduit	
2.6	No. of 6 sq.mm. cross-sectional area cable in 25mm. dia conduit	


  
90  
सहायक




2.7	No. of 2.5 sq.mm. cross-sectional area cable in 32mm. dia conduit	
2.8	No. of 4 sq.mm. cross-sectional area cable in 32mm. dia conduit	
2.9	No. of 6 sq.mm. cross-sectional area cable in 32mm. dia conduit	

<b>3. Earthing</b>		
3.1	The value of any earth system resistance unless otherwise specified	
3.2	Diameter of rod electrodes of steel or galvanized iron	
3.3	Diameter of rod electrodes of copper	
3.4	Internal diameter of pipe electrodes of galvanized iron or steel	
3.5	Internal diameter of pipe electrodes of cast iron	
3.6	The length of the rod & pipe electrodes	
3.7	Thickness of plate electrodes of galvanized iron or steel	
3.8	Thickness of plate electrodes of copper	
3.9	Size of plate electrodes of galvanized iron or steel or copper	
3.10	Depth of the top edge of plate electrodes buried form ground	

<b>4. Testing</b>		
4.1	Insulation resistance (Mohm) between earth and the whole system of conductor or any section thereof	
4.2	Insulation resistance (Mohm) between the metallic case and all live part of each rheostat, appliance and sign when they are disconnected,	
4.3	Insulation resistance (Mohm) between al the conductors connected to one pole or phase conductor and all the conductor connected to the middle wire or to the neutral or to the other pole of the phase conductor	
4.4	The applied dc voltage (Volt) of meijering	
4.5	Each switch is placed in phase or neutral?	

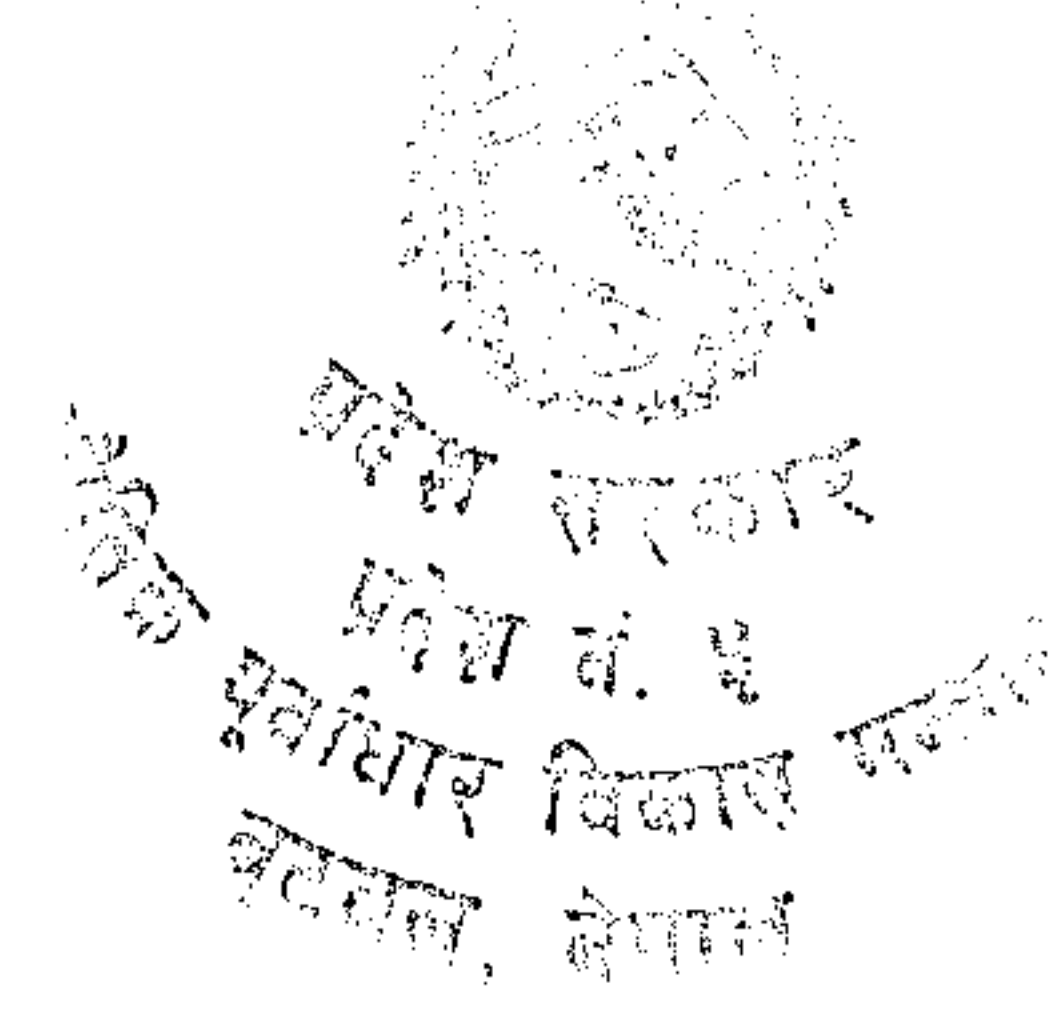
  
सचिव



Note :

1. When substation and external electrical works are required, designer must comply NBC 207:2003 or/an relevant international electrical codes.
2. Designer is advised to consider lightning protection designated by international electrical codes.

  
सचिव




**Technical Detail Form No. 1**

**(D) NBC 000:1994 to NBC 114:1994 Structural Design Requirements**

(To be filled by concerned Engineer or Consultant)

S.N.	Description	As per submitted design	Remarks
<b>1. General :</b>			
	Number of Storey		
	Total height of structure		
	Structure system	<input type="checkbox"/> Frame <input type="checkbox"/> Load bearing <input type="checkbox"/> Other	
	If Computer Aided Design (CAD) is used , please state the name of the package (software)		
<b>2. Requirements of NEPAL NATIONAL BUILDING CODE (NBC)</b>			
<b>2.1 NBC -000-1994 Requirements for State-of-the Art Design: An Introduction</b>			
	Level of design:	<input type="checkbox"/> International State-of-the-art <input type="checkbox"/> Professionally Engineered Structures <input type="checkbox"/> Mandatory Rule of thumb <input type="checkbox"/> Guidelines to rural building	
<b>2.2 NBC 101:1994 Materials Specifications</b>			
	Tick the listed materials that will be used in the construction	<input type="checkbox"/> Cement <input type="checkbox"/> Coarse Aggregates <input type="checkbox"/> Fine Aggregates (Sand) <input type="checkbox"/> Building Lime <input type="checkbox"/> Natural Building Stones <input type="checkbox"/> Bricks <input type="checkbox"/> Tiles <input type="checkbox"/> Timber <input type="checkbox"/> Metal frames <input type="checkbox"/> Structural steel.....	
	In what manner/way have you used?		
<b>2.3 NBC 102-1994 Unit Weight of Materials</b>			
	Where do you plan to apply NBV 102? Specify the design unit weight of materials Steel Brick RCC	<input type="checkbox"/> Specification <input type="checkbox"/> Design Calculation <input type="checkbox"/> Bill of Quantity	

*(Signature)*  
**सचिव**



Brick Masonry		
---------------	--	--

Note :\* If any materials other than specified in NBC 102-1994, the designer should take responsibility that such materials are according to international standard.

**2.4 NBC 103-1994 Occupancy load (Imposed Load)**

Proposed occupancy type (fill in only concerning occupancy type)	Occupancy load	
	Uniformly Distributed load (KN/m <sup>2</sup> )	Concentrated Load (KN)
<u>For Residential Buildings</u>		
Rooms and Kitchen		
Corridors, Staircase, store		
Balcony		
<u>For Hotels, Hostels, Dormitories</u>		
Living, Bed and dormitories		
Kitchen, Corridors, Staircase		
Store rooms		
Dining, restaurants		
Office rooms		
.....		
<u>For Educational Buildings</u>		
Classrooms, Dining rooms		
Kitchen		


*[Handwritten Signature]*  
 १४



	Stores			
	Libraries and archives			
	Balconies			
	.....			


	<u>For Institutional Buildings</u>			
	Bed rooms, wards, dressing room			
	Kitchen			
	X-ray rooms, operating rooms			
	Corridors and Staircase			
	Balconies			
	.....			
	<u>For Assembly Buildings</u>			
	Assembly areas			
	Projection rooms			
	Stages			
	Corridors, Passage and Staircase			
	Balconies			
	.....			
	<u>For Business and Office Buildings</u>			
	Rooms with separate storage			
	Rooms without separate storage			
	File rooms and storage rooms			

*[Handwritten signature]*  
**सचिव**



	Stair and passage			
	Balconies			
	.....			
	<u>Mercantile Buildings</u>			
	Retail shops			
	Wholesale shops			
	Office			
	Staircase and passage			
	Balconies			
	.....			
	<u>Industrial Buildings</u>			
	Work area without machinery			
	With machinery: Light duty			
	Medium duty			
	Heavy duty			
	Boiler			
	Staircase, Passage			
	<u>Storage buildings</u>			
	Storage room			
	Cold storage			
	Corridor and Passage			
	Boiler rooms			
<b>2.5 NBC 104-1994 Wind load</b>				
	Wind zone			


*[Handwritten signature]*





	Basic wind velocity		m/s
<b>2.6 NBC 105-1994 Seismic Design of Buildings in Nepal</b>			
	Method of earthquake analysis :	<input type="checkbox"/> Seismic Coefficient method <input type="checkbox"/> Model Response Spectrum method <input type="checkbox"/> .....	
	Subsoil category		
	Fundamental transactions period		
	Basic seismic coefficient		
	Seismic zoning factor		
	Importance factor		
	Structural performance factor		
<b>2.7 NBC 106:1994 Snow load</b>			
	Snowfall area	<input type="checkbox"/> Perennial <input type="checkbox"/> Occasional <input type="checkbox"/> No Snowfall	
	Elevation		
	Design Depth		
	Design Density		
<b>2.8 NBC 107:1994 Provisional Recommendation on Fire Safety</b>			
	Where do you plan to apply the fire safety requirements specified in NBC 107 and NBC 206-1994 ?	<input type="checkbox"/> Specifications <input type="checkbox"/> Design Calculation <input type="checkbox"/> Bill of quantity	
<b>2.9 NBC 108:1994 Site Consideration for Seismic Hazards</b>			
	Distance from toe/beginning of downward slope		M

*[Handwritten Signature]*  
**सचिव**



Distance from river bank		
Soil type in footing		
Adopted safe bearing capacity		
Type of foundation		
Depth of foundation		
Soil test report?	<input type="checkbox"/> Yes	<input type="checkbox"/> No

Note : Soil test is advisable for all professional engineered structures. In case, soil test is not carried out, the designer should take responsibility for assumed data concerning site consideration.

**2.10 NBC 109:1994 Masonry : Unreinforced**

Concrete Grade			
Brick crushing strength			
Mortar ratio for load bearing masonry			
<u>Floor</u>	<u>Wall</u>	<u>Wall</u>	<u>Maximum</u>
Ground floor	<u>Height</u>	<u>thickness</u>	<u>Length</u>
First floor			
Second floor			
.....			
<u>Opening details :</u>			
Least distance from inside corner	.....mm		
Does the total length of opening in any Wall exceed 50% of its length	<input type="checkbox"/> Yes	<input type="checkbox"/> No	
Does the horizontal distance between any Two opening less than 600mm or 1/2 of Height of shorter opening	<input type="checkbox"/> Yes	<input type="checkbox"/> No	

*[Handwritten Signature]*  
**सचिव**




	Does the vertical distance between two Opening less than 600mm or ½ of width Of smaller opening	<input type="checkbox"/> Yes	<input type="checkbox"/> No	
	If any of above mentioned cases do not comply, do you provision for strengthening around opening?	<input type="checkbox"/> Yes	<input type="checkbox"/> No	

	Bands provided:	<input type="checkbox"/> Plinth level	<input type="checkbox"/> Lintel level	
		<input type="checkbox"/> Roof level	<input type="checkbox"/> Gable band	
	Vertical steel reinforcement diameters at corner/tee joints : Ground floor : First floor : Second floor :			
	C/C distance of corner/tee strengthening Horizontal dower bars			

**2.11 NBC 110 : 1994 Plain and Reinforced Concrete**


	Concrete grade	M...	
	Reinforcement Steel Grade	Fe...	
	Critical size of slab panel	.....	
	Calculated short span to effective depth	.....	
	Ratio (L/d) for corresponding slab	.....	
	Permissible L/d ratio	.....	
	Effective depth	.....mm	
	Basic value of L/d	.....	
	Span correction factor	.....	


*[Handwritten Signature]*  
 सचिव



	Tension reinforcement ( $A_{st}$ )					
	$A_{st}$ modification factor	..... mm <sup>2</sup>				
	Compression reinforcement modification factor	.....				
	<b>Beam Characteristics</b>	<b>Condition of beams</b>				
		Canti-Lever	Simply Supported	One Side Continuous	Both Side Continuous	
	Maximum span/depth ratio					
	Span of corresponding beam					

	Depth of corresponding beam		
	Width of corresponding beam		
	Maximum slenderness ratio of column Lateral dimension of corresponding column		
	Design Philosophy :	<input type="checkbox"/> Limit State method <input type="checkbox"/> Working Strees method <input type="checkbox"/> Ultimate strength method	
	<u>Load Combinations :</u> Working Stress method	1: 2: 3: 4:	

  
**सचिव**



Limit State method	1:		
	2:		
	3:		
	4:		

**2.12 NBC: 111-1994 Steel**

Design assumption :	<input type="checkbox"/> Simple connection <input type="checkbox"/> Semi-rigid connection <input type="checkbox"/> Fully rigid connection			
Yield Stress :				
Least wall thickness				
Expose condition	Pipe	Webs of Standard size	Composed section	
For Exposed section				
For not exposed section				
Have you used Truss?	<input type="checkbox"/> Yes		<input type="checkbox"/> No	
What is the critical span of purlin				
Purlin size				
Have you used steel post?	<input type="checkbox"/> Yes		<input type="checkbox"/> No	
Slenderness ratio of the critical post				

**2.13 NBC : 112 Timber**

Name of structural wood :		
Modulus of Elasticity :		
Critical span of the beam element		
Designed deflection		

*[Handwritten signature]*  
प्रतिप




	Slenderness ratio of the critical post		
	Joint type :		
<b>2.14 NBC : 113:1994 Aluminium</b>			
	Have you used aluminium as structure member	<input type="checkbox"/> Yes <input type="checkbox"/> No	
	If yes, please mention the name of design code.		
<b>2.15 NBC : 114:1994 Construction safety</b>			
	Are you sure that all safety measures will be fulfilled in the construction site as per this code ?	<input type="checkbox"/> Yes <input type="checkbox"/> No	
	Safety wares use	<input type="checkbox"/> Safety hard hat <input type="checkbox"/> Safety goggles <input type="checkbox"/> Safety boots <input type="checkbox"/> Safety belt <input type="checkbox"/> First aid facility	

### Affidavit

I/We hereby certify that the proposed design of building and its various components comply all the requirements of prevailing National Building Code of Nepal. I/We also affirm that the submitted design is done by the concerned Engineers and Architects duly registered in Nepal Engineering Council. The data made available in this form are equally valid for all buildings apart from the main building.

Name :  NEC No :  Post :  Name of Consulting Firm :  Address : Date :	Seal :
--	--------

  
सचिव




Technical Detail Form No. 2

“ग” वर्गको भवनको लागि


Structural Design Requirements

(To be filled by concerned Engineer or Consultant)

S.N.	Description	As per submitted design	Remarks
<b>1. General :</b>			
	Number of Storey		
	Total height of structure		
	Structure system	<input type="checkbox"/> Frame <input type="checkbox"/> Load bearing <input type="checkbox"/> Other	
	a) Provision for future extension	Yes                  No	
	b) If yes – How many floors will be extended?	..... Floors	
	c) Structural Design consideration for future extension	Yes                  No	
	In what manner/way have you used		
<b>2. Requirements of NEPAL NATIONAL BUILDING CODE (NBC)</b>			
<b>2.1 NBC 102-1994 Unit Weight of Materials</b>			
	Specify the design unit weight of materials		
	Steel		
	Brick		
	RCC		
	Brick Masonry		
Note : * If any materials other than specified in NBC 102-1994, the designer should take responsibility that such materials are according to international standard.			

  
सचिव

२३




### 2.2 NBC 108:1994 Site Consideration for Seismic Hazards


Distance from toe/beginning of downward slope		M	
Distance from river bank			
Soil type in footing			
Adopted safe bearing capacity			
Type of foundation			
Depth of foundation			
Soil test report available ?	<input type="checkbox"/> Yes	<input type="checkbox"/> No	

Note : Soil test is advisable for all professional engineered structures. In case, soil test is not carried out, the designer should take responsibility for assumed data concerning site consideration.

### 2.3 NBC 109:1994 Masonry: Unreinforced

Concrete Grade	M.....			
Brick crushing strength				
Mortar ratio for load bearing masonry				
<u>Floor</u> Ground floor First floor Second floor .....	<u>Wall height</u>	<u>Wall thickness</u>	<u>Maximum Length</u>	
<u>Opening details :</u>				
Least distance from inside corner				
Does the total length of opening in any wall exceed 50% of its length	<input type="checkbox"/> Yes <input type="checkbox"/> No			
Does the horizontal distance between any two opening less than 600mm or ½ of Height of shorter opening	<input type="checkbox"/> Yes <input type="checkbox"/> No			

  
सुनिष

२४  
  
 प्रवेश कर कार  
 प्रवेश नं. ५  
 मंत्रालय, नया दिल्ली



	Does the Vertical distance between two opening less than 600 mm or ½ of width of smaller opening	<input type="checkbox"/> Yes	<input type="checkbox"/> No	
	If any of above mentioned cases do not comply, do you have provision for strengthening around opening?	<input type="checkbox"/> Yes	<input type="checkbox"/> No	

	Bands provided :	<input type="checkbox"/> Plinth level	<input type="checkbox"/> Lintel level	
		<input type="checkbox"/> Roof level	<input type="checkbox"/> Gable band	
	Vertical steel reinforcement diameters at corner/tee joints :			
	Ground floor:			
	First floor:			
	Second floor:			
	C/C distance of corner/tee strengthening Horizontal dower bars			

#### 2.4 NBC 110:1994 Plain and Reinforced Concrete

	Concrete grade	M.....	
	Reinforcement Steel Grade	Fe.....	
	Critical size of slab panel		
	Beam Characteristics	Condition of beams	
		Cant- Simply	Both side continuous
		Lever Supported	Continuous
	Maximum span/depth ratio	.....	
	Span of corresponding beam	..... mm	
	Depth of corresponding beam	..... mm	
	Width of corresponding beam	..... mm	

#### 2.5 NBC : 114: 1994 Construction safety

*[Handwritten Signature]*  
सचिव


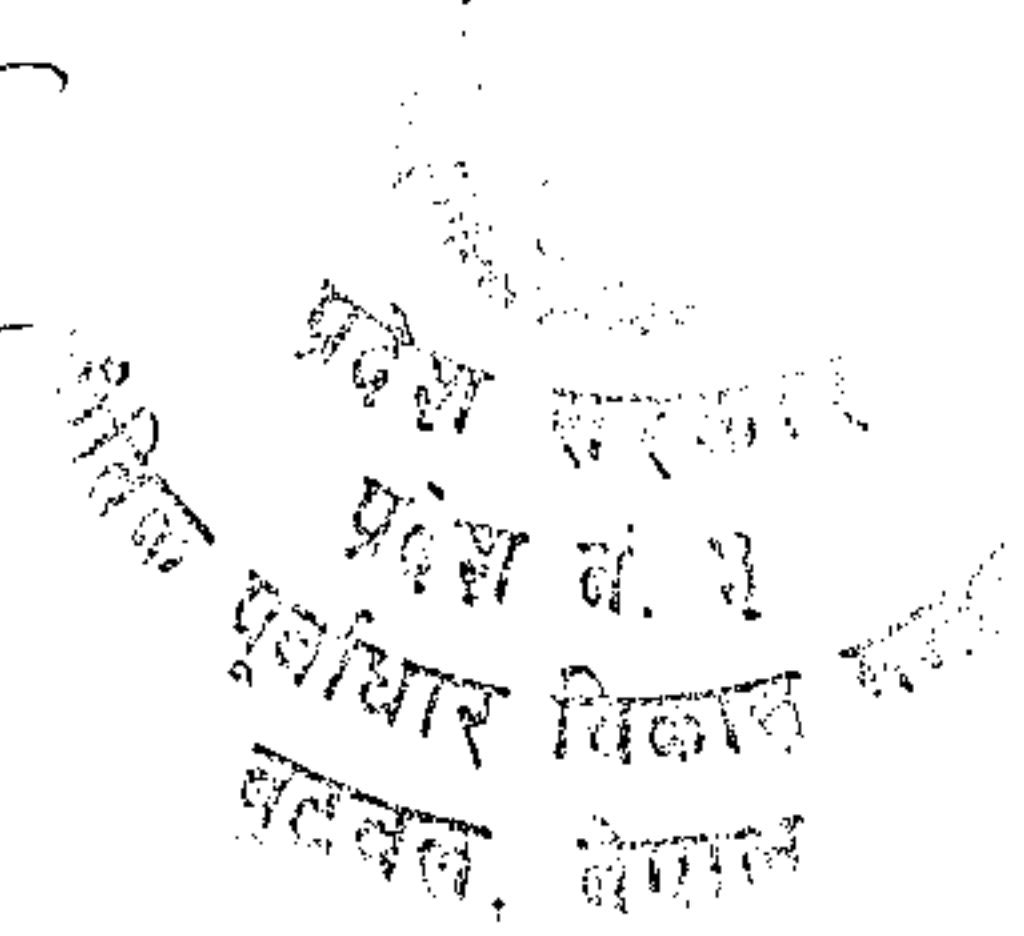


	Are you sure that all safety measures will be fulfilled in the construction site as per this code?	<input type="checkbox"/> Yes <input type="checkbox"/> No	
	Safety wares use	<input type="checkbox"/> Safety hard hat <input type="checkbox"/> Safety goggles <input type="checkbox"/> Safety boots <input type="checkbox"/> Safety belt <input type="checkbox"/> First aid facility	

**Affidavit**

I/We hereby certify that the proposed design of building and its various components comply all the requirements of prevailing National Building Code of Nepal.


Name :  Post :  Name of Consulting Firm :  Address :  Date :	Seal :
--	--------

  
**सचिव**  


अनुसूची २  
(नियम ४ सँग सम्बन्धित)

भवन संहिताको प्रतिलिपि दस्तुर

१. भवन संहिता हार्डकपी प्रतिसेट सात सय रुपैया ।
२. भवन संहिता डिजिटल कपी प्रति सि.डी. एकसय पचास रुपैया ।

  
सचिव  
